




Mazda Tribute



In 1989 we introduced the world's most successful roadster: the Mazda MX-5.

The Mazda MX-5 was proof of Mazda's passion and ability to develop pure, elegant performance sports cars. Now we take this passion one step further. The very first Mazda Sports Utility Vehicle (SUV), the Mazda Tribute.

From the same stable as the acclaimed RX-7 and the timeless Mazda MX-5, the Tribute is designed for town and country, for fun and serious motoring.

The Mazda Tribute offers a

different genre of motoring and caters for the most sophisticated tastes as well as for the wild, boundless adventurer. Its power to weight ratio is unique and thus offers a completely new dimension of handling and performance. Its appearance immediately conveys a sense of individuality. And its Japanese heritage guarantees reliability, quality and value.



Now we proudly present

its big brother: the Mazda Tribute.







Life in the city may have its attractions, but there are times when you just have to get away. That's when the Mazda Tribute comes in. Beneath those deceptively elegant lines lies a light and supremely agile 4x4 that can take you anywhere you want to go. Into the city

for a party or out for a weekend in the sticks. One thing's for sure: now that the go-anywhere, do-anything Mazda Tribute has arrived, life in the city will never be the same again.










- 02|03 Success breeds success.
From the Mazda MX-5 to the Mazda Tribute.
- 06|07 Town and country car.
- 08|09 Power and the looks to match.
- 10|11 Four by four seasons.
- 12|13 Getting the power down.
- 14|15 Surviving in the concrete jungle.
- 18|19 Travelling in style.
- 20|21 Flexible space.
- 22|23 Into tomorrow with Mazda.
Mazda warranties.

Have you noticed how life doesn't fit in to neat boxes anymore? Whatever happened to nine to five, lunch at one, home in time for tea? Those were the days. Now, you work hard when the work is there and play hard when it isn't. And morning, noon or night, you can just jump into the Mazda Tribute and grab your fun while it's going. Cruise across town for a meeting one moment, or escape for an evening out the next.

downtown



out-of-town

And best of all, with the Mazda Tribute's 4x4 abilities, you can head straight for the hills whenever the urge strikes you.

The Mazda Tribute has the performance and the style to pull anything off, whatever's on your schedule.





power





When the going gets tough, too many 4x4-style vehicles turn out to be just a pretty face.

They can 'talk the talk', but they can't always 'walk the walk'.

Not the Mazda Tribute. The style you expect from Mazda is matched by versatility, power and performance. The classic Mazda 5-point grille fits snugly into the rugged new setting amongst the exterior of the Mazda Tribute. Stylish touches,

such as the aerodynamic roof rails, hint at the Mazda Tribute's practical capabilities and all-terrain aptitude. So now there's no need to compromise. When you want great looks, sports handling and real traction in difficult conditions, just climb into your Mazda Tribute.

And the looks to match.


- Powerful, quiet-running engines.
- Enhanced low-speed torque to get you out of difficult situations.
- 24-valve, 3.0-litre V6 engine. Designed to combine high power with luxury car features.
- Lightweight, 16-valve 2.0-litre engine delivers real fuel efficiency in a 4x4. Also available in the 4x2.
- Choice of 2.0-litre engine with manual or 3.0-litre engine with automatic transmission.

- State-of-the-art, on-demand Select 4-wheel drive system for all season security.
- Traction-lock gives you the option of manual 4-wheel drive selection.
- All-round, independent suspension for a smooth, comfortable ride.
- MacPherson strut front suspension for reassuring handling at all speeds.
- Newly developed multi-link rear suspension soaks up bumps under all load conditions.

Four by four seasons.

Until you've experienced the reassuring bite of four powered wheels working in unison to grip a slippery surface, you may not appreciate the real attraction of a 4x4. But the Mazda Tribute raises the basic game a whole notch higher than this with its automatic distribution of drive between front and rear wheels. This is the key to its superb handling when traction is at a premium,

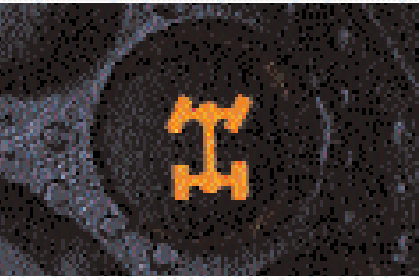
ensuring that the larger share of power always goes to the wheels that have the best grip. The Mazda Tribute gives you the best of both worlds – an intelligent, automatic power distribution system, or a fixed 4x4 power ratio with traction-lock at the push of a button.






4 x 4

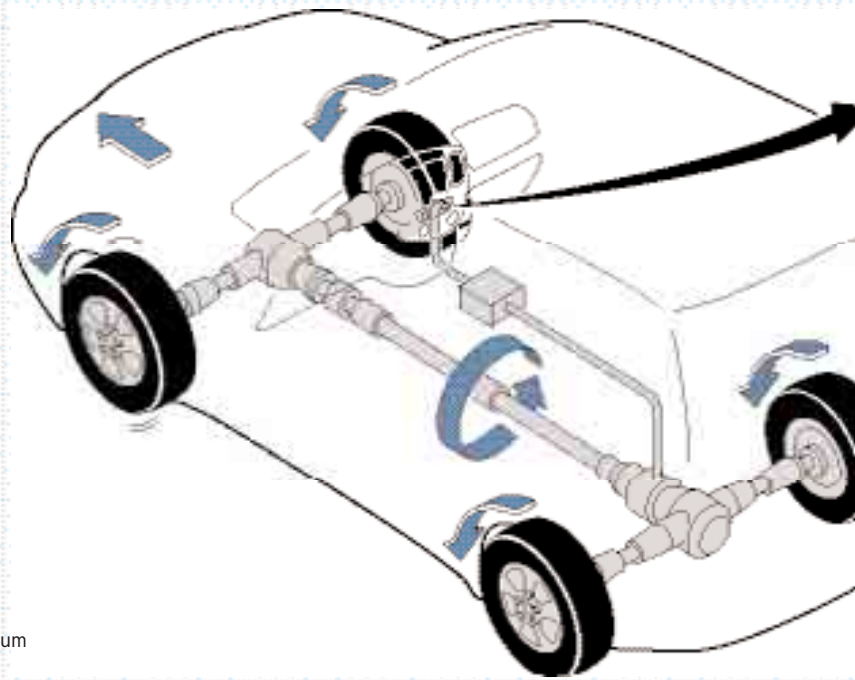
Select 4WDrive

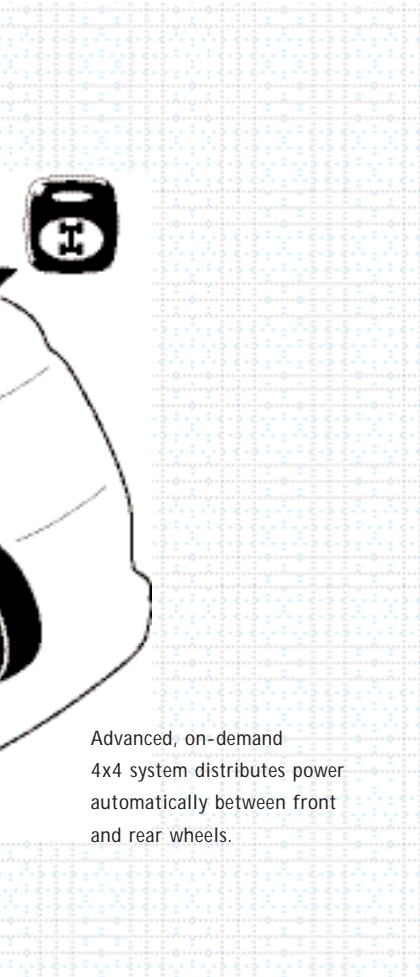


A panel lamp signals that the traction-lock is engaged.



Pressing the dash-mounted traction-lock guarantees a fixed distribution of power between front and rear wheels for maximum traction.






Advanced, on-demand 4x4 system distributes power automatically between front and rear wheels.

The Mazda Tribute is fitted with a remarkable transmission system – Select 4-wheel drive. It detects when the front wheels are losing grip and starting to slip and instantly redistributes power intelligently to the rear wheels, thus always guaranteeing the best traction

available. Traction-lock allows you to switch to permanent all-wheel drive manually, useful in the case of extreme road conditions. This delivers a 50:50 distribution of power to the front and rear wheels for maximum traction.


Getting the power down.



There are two engine choices in the Mazda Tribute range, both based on thoroughly-proven technology. The first offers the flexibility, responsiveness and fuel efficiency of our 2.0-litre engine option. Its DOHC, 16-valve layout has been specially engineered for the

Mazda Tribute, with tuning emphasis on performance at low and mid-range speeds where a 4x4 places extra demands on its engine. The second option offers a surprising amount of power – a transverse-mounted, 3.0-litre V6, with an output capability of 197 ps (145 kW). Developed

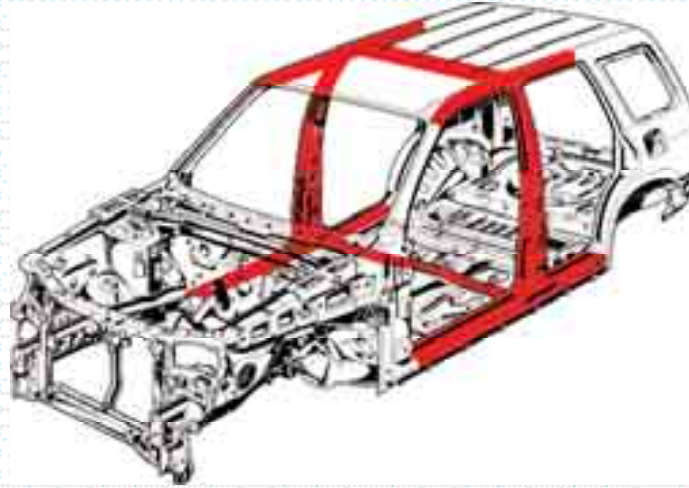
with power and lightness in mind, its 24-valve design and innovative induction system maximise delivery of torque across the whole operating range. A Mazda Tribute fitted with this engine will always have power in reserve.



179
58
78

The stop-block here is positioned for a 40% offset crash, which is a much more realistic scenario than a 100% frontal crash. Six still cameras and six high-speed film cameras record 6.5 seconds of the crash and enable later detailed analysis.

A reassuring safety feature: side airbags for protection in case of a side-impact accident.



Mazda's Advanced Impact Distribution and Absorption System offers maximum protection. Impact beams in the doors and a triple-H structure surround the passenger area with a steel safety cage.



Surviving in the concrete jungle.

The Mazda Tribute has successfully undergone months of safety tests, both on and off road. In the toughest test of all, the crash test, it has to prove within a fraction of a second that it is capable of exceeding the highest safety standards. Three-point seat belts with pretensioners and load limiters smoothly restrain its front passengers. Driver, passenger and side airbags protect both driver and passenger's head and body. Mazda's Advanced Impact Distribution and Absorption System efficiently diverts the


force of an impact through the interior's surrounding structure. And ISOFIX, an ingenious new baby-seat mounting system, sets new safety standards even for the smallest of passengers. Now you can attach a baby-seat quickly, easily and with perfect safety to the rear seat, rather than awkwardly tying it down with the seatbelt.

To help you avoid a crash test of your own, you can put your trust in a comprehensive, active safety package. To begin with, the Mazda Tribute's Select 4-wheel drive system offers an overall safer drive. ABS prevents locked wheels during braking while EBD electronically allocates the ideal brake force for the weight, balance and speed of the car. And the high seating position, large windows and excellent all-round vision provide a commanding view for safe navigation, whatever the terrain.





on tour



In style.

On Mazda Tribute 3.0 V6 AT 4WD the instrument panel surround and power window switch bezel have a silver finish

Whatever the standard of surface outside the Mazda Tribute, there's only one standard inside: luxury. If you opt for supple, sumptuous leather upholstery, you can sink back into your fatigue-reducing driver's seat. Glide onto the carriageway and flick the steering wheel-mounted cruise control* into life. Generous leg room and passenger space guarantee a relaxed, comfortable

air, especially when the air conditioning is activated. You'd swear you weren't driving a rugged 4x4, but a smooth, well-appointed sports saloon. The truth is, you're driving both. Thoughtful touches. If you forget to turn off any lights when you switch off the ignition, the Mazda Tribute helpfully turns them off for you after a short delay, so ensuring that there's

power to start up the next day. And the Mazda Tribute also gives you time after you've switched off the ignition to close the electric windows and sunroof before you leave. We've even included a separate power socket for your mobile phone, so you need never be out of touch in your Mazda Tribute.

* Not available on 2.0 GXi model.



Luxury leather upholstery is standard when you choose the 3-litre V6 engine. Available as an option on the 2.0 GSI 4WD.



Steering wheel-mounted cruise control* makes long-distance journeys a relaxing experience.

* Not available on 2.0 GXi models.



Every cubic centimetre of the Mazda Tribute's interior has been planned with precision. You'll find handy storage bins, pockets and racks as well as a cavernous rear cargo space. Generous dimensions

seem to be located almost wherever you stretch a measuring tape. In the cargo area, for example, even a quad bike can be stowed without cramping the Mazda Tribute's sporting style.

On Mazda Tribute 3.0 V6 AT 4WD the instrument panel surround and over window switch bezel have a silver finish

The Mazda Tribute has a flip-up tailgate window giving easy access to the cargo area. Ideal for some quick grocery shopping.

Stowing the spare wheel under the floor leaves acres of room for luggage. There are four handy tie-down hooks and an optional cargo net to keep goods secure as you drive.



Even the stylish dash contains convenient storage nooks and lidded receptacles. Everything has its place in the Mazda Tribute.

This generous console box will be welcome on long trips, or can hide personal valuables from prying eyes.




space

Should you run out of inner space in the Mazda Tribute, you can make use of outer space as well. With their adjustable cross bars, those aerodynamic roof rails are a practical way to keep cargo out of harms way. Skis, bicycles and roof boxes can all be carried with equal ease.

60:40 split rear seats mean you can shape the stowage area to match your cargo (and your passenger count).

Fold the rear seats fully forward and remove the quick-detach seat cushions for a completely flat floor and an impressive cargo space of 1.54 metres in length.






Mazda Tribute

This is a concept car which has been designed with the 21st century in mind – the Mazda MX Sport Tourer. Pacesetter automobile engineering, versatile, and environmentally

friendly thanks to a thoroughbred 2.0i petrol engine with an electric auxiliary. Tomorrow's technology, just as you have come to expect from Mazda.



Mazda MX Sport Tourer

Responsibility for the future has a lot to do with selecting the proper car. As an accountable automobile manufacturer, from the design phase the wise use of natural resources has been a primary objective for Mazda. But as important as ecology is, we're interested in more than maintaining a clean environment. We're also focused on the longevity of our cars. That's why we employ the highest manufacturing standards and specifications.

No wonder Mazda has a reputation for absolute reliability. It's well deserved. Our warranties include:

1. A three year/60,000 mile new vehicle warranty*.
2. A three year unlimited mileage paint and surface corrosion warranty.
3. A six year unlimited mileage anti-perforation warranty.
4. A three year European roadside assistance package.

* Unlimited mileage during the first year.




Mazda MX-5

Providing fun, freedom and action on the road is a real tradition at Mazda. Every design we turn our hand to has that aim in mind, whether it's a small, practical town car with added zip or a sports utility vehicle like the Mazda Tribute with extra style and performance. The legendary Mazda MX-5 was the epitome of this Mazda approach.

Developed in the eighties as a light, agile, affordable two-seater in the original roadster tradition, more than 600,000 have been sold since its first release in 1989. It has even made it into the Guinness Book of World Records as the most successful roadster of all time.

You can always expect
something special from Mazda.



THE MAZDA TRIBUTE



Mazda Motor UK reserves the right to introduce changes in specification and equipment due to its ongoing product development. Colour and trim samples within this brochure may vary from the actual colours because of the limitations of the printing process. It is recommended that you consult your Mazda dealer when referring to these.

May 2003

Internet: www.mazda.co.uk

Mazda Helpline: 08457 484848