



YOUR ALL-NEW MAZDA MX-30

Dear Lola Lux

Welcome to a whole new experience designed just for you – an all-electric vehicle which fully delivers the unique Mazda feeling of being one with the car. We've rethought the electric vehicle with your everyday needs in mind - from the unique Mazda handling and stability to exceptional driving dynamics, a generous sense of interior space, and a range that efficiently adapts to your daily movements – in style.



Your personal ID
MAZDA+MX-30\$5WGN
To enter within search

THE MAZDA SPIRIT – ELECTRIFIED

Ever since the beginning, we have built cars that simply stand out from the crowd. Indeed, when it was said to be impossible, we produced the first ever sports car with a rotary engine. It's this passion and desire that continues to drive us forward in everything we do. It's our challenger spirit that has inspired us to create our first fully electric car, that is more than just an electric vehicle. Like all Mazda cars, it feels natural and intuitive to drive, because every car we create is designed around you and your lifestyle, to deliver pure driving pleasure.





INTRODUCING THE FIRST EVER FULLY ELECTRIC MAZDA

Our first all-electric vehicle, which isn't just engineered to move you literally, but to do so emotionally. Designed with our human-centric philosophy in mind whilst making full use of the benefits of electric drive technology, the Mazda MX-30 is a one-of-a kind SUV. The refined Kodo design can be seen in all details and features, such as the freestyle doors and the floating centre console, while its high-end connectivity and well-thought out safety features deliver complete peace of mind and boost confidence. The result is a pure and intuitive driving experience, that stimulates your senses and uplifts your mood each time you get behind the wheel.

YOUR PERSONALISED ALL-NEW MAZDA MX-30

Cars are our canvas. And yours. Only humans can create true art, which is why our design process begins with our clay modellers whenever a new Mazda is born. Although completely electric, the all-new Mazda MX-30 is no exception. Designed to be both contemporary and stylish, following the rules of our Kodo design, the car expresses our human-centric approach by combining elegance with functionality. But we left the final touch to you. By choosing the model that fits your style most, you make more than a choice – you give life to your own all-new Mazda MX-30.



A high-angle, black and white photograph of the interior of a Mazda MX-30. The view is from the driver's perspective, looking towards the dashboard and center console. The dashboard is a wide, dark horizontal band with a central infotainment screen displaying a menu with options like Information, Entertainment, Communication, Navigation, and Settings. Below the dashboard is a horizontal silver trim piece. The center console features a gear shifter and a handbrake, with a small screen above the shifter showing '2', 'AUTO', and '24.0'. The steering wheel is on the right side of the frame, featuring the Mazda logo. The rearview mirror is visible at the top center. The overall design is minimalist and modern.

STEP INSIDE YOUR ALL-NEW MAZDA MX-30

Inside the open-feeling cabin you will discover the expertise of our artisans and craftsmen, who hone their skills for years, even decades, to achieve mastery. Working with bespoke materials, their patience and dedication to their craft is poured into every Mazda through the human touch. Every detail inside the all-new Mazda MX-30 is a testament to their passion and proficiency. Heritage Cork used in the console tray is designed to emphasise the texture and visual warmth of the material. The door trim features a fibrous material with a texture that seems to contain air, creating a material-based sense of openness within the cabin. The result is a uniquely comfortable interior, that feels just like stepping into your own home.

OPEN UP YOUR WORLD

The all-new Mazda MX-30 is more than going A to B. It was built to stimulate your creativity and curiosity. That's why we designed the freestyle doors. The Mazda MX-30's freestyle doors not only give you a special feeling when getting into the car, but also contribute to a sense of lightness and freedom. Inside, you will experience the highest levels of comfort in an airy, welcoming and snug ambience. We call this mixture of elegance and practicality a Human Modern approach, in terms of both exterior and interior design.





CRAFTED BY PEOPLE – FOR PEOPLE

Inside the open-feeling cabin you will discover the expertise of our artisans and craftsmen who hone their skills for years, even decades, to achieve mastery. Working with bespoke materials, their patience and dedication to their craft is poured into every Mazda through the human touch. Each detail inside the all-new Mazda MX-30 is a testament to their passion and proficiency.

FLOATING CENTRE CONSOLE

Inside the all-new Mazda MX-30, the floating console mixes a modern design approach with functionality. Besides its practical use, the floating console also gives the cabin interior a sense of openness and airiness. To achieve this unique shape, we redesigned the cupholder and the tray from scratch for optimum functionality and user friendliness. Everything was thought out in detail, like the position of the shift lever and commander control toward the front of the console and the height of the centre armrest, to ensure ideal posture and natural hand gestures when reaching the device.





YOUR ALL-NEW MAZDA MX-30 – SE-L LUX GRADE

All details and features are designed to enhance the joy of driving. The Mazda MX-30 SE-L Lux features 18" alloy wheels providing the vehicle with a sportier and more imposing look. The highly crafted grey seat fabric and the floating centre console improve the overall elegance and comfort. The well thought of collection of safety features such as Blind Spot Monitoring and Lane-keep Assist deliver complete peace of mind and boost confidence each time you drive.



ELECTRIC DRIVING RETHOUGHT

Your first electric Mazda is thought out and built to deliver a driving experience in which your car's movement matches your intentions, enabling safe, stress-free, and intuitive vehicle operation anywhere you drive it.



LIGHTWEIGHT BATTERY FOR EVERYDAY

The all-new Mazda MX-30 is equipped with a lightweight 35.5 kWh battery to ensure excellent responsiveness as well as being better for the environment, while still being ideal for your daily driving needs. The combined range for the Mazda MX-30 is 124 miles*, which is far above the average UK commuting distance of around 26 miles a day. With a 50kW DC Rapid charger you can achieve a 20-80% charge in as little as 36 minutes**, meaning you have time to recharge your battery whilst the Mazda MX-30 is charging its battery.



* Range figures are for comparison purposes and may not always reflect real life driving results which depend on a number of factors. These include the starting charge of the battery, accessories fitted (post registration), variations in weather, driving styles, vehicle load and use of features such as air conditioning or heated seats.

** 36 minute charging time is based on an ambient temperature of 20°C. Charging times will vary depending on a variety of factors including the output of the charger being used, ambient temperature and battery state.

BATTERY STATUS

The battery status is clearly shown on the dashboard display, so you always know exactly how much range you have. When you charge the car, you can always see the charging levels on the dashboard, the battery charging port or on your mobile device via the MyMazda app. Plus, you can set the charging timer, to save on electricity costs.






ENGINEERED TO BE DRIVEN

There are many reasons why the all-new Mazda MX-30 is much more than just an electric vehicle. Its unique driving feel is a mixture of Mazda-specific technologies which provide excellent responsiveness, precise handling and high safety levels.

E-SKYACTIV VEHICLE ARCHITECTURE

With our new e-Skyactiv technology, the lightweight lithium ion battery is integrated into the chassis. This creates a low centre of gravity and 50:50 weight distribution, to deliver an intuitive driving feel so the car moves exactly as you intend it to.



E-MOTOR PEDAL

The e-Skyactiv system's motor pedal uses the car's own electric motor torque control system to realise the desired vehicle speed. Even when the brake pedal is used, the system is designed to preserve energy, by recovering regenerative energy, reducing waste. This delivers greater driving comfort and control over the front-rear load shift when cornering,





ELECTRIC G-VECTURING CONTROL PLUS (E-GVC PLUS)

e-GVC Plus delivers precise control of motor torque in response to steering input from the driver. It seamlessly adjusts the front-rear load distribution, for excellent handling stability and a natural, pleasant driving experience.





ELECTRIC SAFETY

Just because it's electric doesn't mean it's any less safe than a normal car. The battery is protected by high-strength materials and surrounded by a rigid frame, preventing exposure to any of the high-voltage components and keeping it secure even in the unlikely event of an accident. Extra safety features are built in around the whole electric system, to make sure you drive with full confidence anywhere you go.

EMERGENCY SHUT-OFF:

As an extra security layer for all occupants, the Emergency Shut-Off mechanism instantly activates in the event of an accident or unexpected situation. Moreover, countermeasures which absorb damage to high-voltage components ensure the highest safety levels possible.

PROTECTIVE HOUSING

In order to keep occupants safe from any contact with the high-voltage components, we designed a special cover structure for the whole electrical system.

COOLING SYSTEM

A refrigerant tube heat exchanger, attached to the bottom of the battery module, keeps the battery at the right temperature for optimal operation in any circumstances. This works together with the climate control system, to optimise the performance of both air conditioning and battery.



FULLY CONNECTED

Inside the all-new Mazda MX-30 you are in full control. A collection of the latest safety features and services allow you to access all the information you need in seconds.

A CONNECTED EXPERIENCE

The all-new Mazda MX-30 features the latest Mazda Connect system as already featured in the Mazda3 and Mazda CX-30. The 8.8-inch centre display screen not only connects you to entertainment, Bluetooth and Navigation on the Mazda MX-30 it also has electrified services. Using the conveniently placed Multimedia Commander you can schedule when you would like to start charging the Mazda MX-30 or pre-warm/cool the cabin so it is the perfect temperature when you get in to start your drive.

The Mazda MX-30 also features Connected Services* through the newly launched MyMazda app, which is available to download to your smartphone.



* Connected Services is a subscription service and requires a compatible mobile device to download and sign-up to the MyMazda App. A 3-year complimentary period is included and commences from the date of first registration of the vehicle.

MYMAZDA APP


A new function for our Connected Services was thought out to make your life easier and the usage of the electric vehicle as convenient as possible. Using MyMazda App you can always see live information about the car on your mobile phone. Did you forget to plug in the charging cable? The app lets you know. Do you want to charge your car or simply adjust the vehicle climate control settings? All done via the app. You can even control the temperature in the car via the app at any time. More features are available, like the search for charging stations on the map function, making sure you have complete control and can get live information about your car even when you are away from it*.



* Connected Services is a subscription service and requires a compatible mobile device to download and sign-up to the MyMazda App. A 3-year complimentary period is included and commences from the date of first registration of the vehicle.

TOUCHSCREEN DISPLAY

The 7" touchscreen display also functions as the climate control panel, to regulate cabin temperature, airflow and seat heating. It is designed so you can easily see all information, to minimise distractions while driving. The graphics subtly change, depending on the time of day and outside temperature, to create an individual mood for each drive. Plus, they welcome you by slowly lighting up when you step into the car.





MAZDA CONNECT

The enhanced Mazda Connect interface broadens the ways you and your car connect. A quick start-up, improved image and sound quality, a built-in 3D gyro sensor and a free word-search function that allows you to search for destinations by entering a combination of keywords – all contribute to a safer and more comfortable interaction with your car. All information that is available outside your vehicle is now accessible within seconds. The 8.8" centre display features a two-screen configuration that uses the widescreen to make the device even easier to use.

COMFORT ALL THE WAY

We equipped your all-new Mazda MX-30 with a series of features to greatly enhance comfort and convenience. Searching for the nearest charging station is now available via the navigation system, while Mazda Apple CarPlay™ and Android Auto™ makes sure you are able to enjoy your favourite music or podcasts anytime and anywhere you drive.



YOU CAN UPGRADE YOUR ALL-NEW MAZDA MX-30 EVEN MORE

To further enhance your driving comfort and the connection with your car, you can upgrade to another model in the range. Each one of them is designed to make your all-new Mazda MX-30 even more special – and even more you.




ALL-NEW MAZDA MX-30 – SPORT LUX GRADE

Built in accordance with our human-centric philosophy and making full use of the benefits of electric drive technology, the all-new Mazda MX-30 is a unique SUV. The Mazda MX-30 Sport Lux features LED headlights not only help you to see better and further, with their brilliant white light, they also look beautiful. Elegant and sleek, they are an integral part of the Kodo design, deeply sculpted, flowing from the grille. For added comfort and convenience the Mazda MX-30 Sport Lux offers heated front seats and smart keyless entry, allowing you to gain entry to your Mazda MX-30 without taking the key out of your pocket.

ALL-NEW MAZDA MX-30 – GT SPORT TECH GRADE

All details and features are designed to enhance the joy of driving. The range topping Mazda MX-30 GT Sport Tech offers high end features like the 360° view monitor and premium Bose sound system. The well thought out collection of safety features, like the Cruising Traffic Support or the Front Cross Traffic Alert deliver complete peace of mind and boost confidence each time you drive. The result is a driving experience that stimulates your senses and uplifts your mood each second behind the wheel.





ALL-NEW MAZDA MX-30: LIGHT GREY CLOTH WITH STONE LEATHERETTE

The fine craftsmanship in the all-new Mazda MX-30 is designed for active lifestyles. Look forward to bespoke and high-quality materials such as the light grey cloth with stone leatherette that conveys a sense of calm on even the busiest days.

Standard on Sport Lux, GT Sport Tech and First Edition models.





ALL-NEW MAZDA MX-30: DARK GREY CLOTH WITH BROWN LEATHERETTE

The cabin interior combines fine craftsmanship with natural materials to create a sense of mindfulness and peace. Optional on GT Sport Tech models, the dark grey cloth with brown leatherette offers intricate detailing and bespoke materials.

Available on GT Sport Tech models only





ACCESSORIES

With a range of genuine Mazda accessories such as Illuminated Scuff Plates, Roof Rack and Exterior Garnish Set, you can make your all-new Mazda MX-30 even more your own.

[VIEW ACCESSORIES](#)

DRIVE WITH CONFIDENCE

From your driving position to the body of the car and even how the freestyle doors are built, everything contributes to both driver and passenger safety, to make sure you stay fully confident each second you spend inside your all-new Mazda MX-30.



PEACE OF MIND

The all-new Mazda MX-30's unique driving experience is completed by our further-enhanced collection of advanced safety features, that we call i-Activsense technology, to make sure you can drive with confidence and focus on what really matters – the joy of driving. Excellent safety performance is achieved through a rigid body and structures that efficiently absorb crash energy, while the frame structure ensures full protection of the high-voltage battery.





CRUISING & TRAFFIC SUPPORT (CTS)

When the car is in slow-moving traffic, CTS automatically operates the acceleration and braking system to maintain a proper trailing distance to the vehicle in front. It also assists with steering operations to keep the car in the lane.

Available on GT Sport Tech models only



FRONT CROSS TRAFFIC ALERT (FCTA)

A set of radars monitors the left and right front diagonal areas to make sure driving in busy city streets remains a pleasure and you stay safe at all times, allowing you to focus on the joy of driving.

Available on GT Sport Tech models only



SMART BRAKE SUPPORT (SBS) / PEDESTRIAN DETECTION (AEB)

The distance between you and the vehicle in front is constantly monitored, to reduce the risk of collisions by assisting with the braking system. An automatic detection and brake system for pedestrians was added for extra safety.

LANE DEPARTURE WARNING SYSTEM (LDWS) & LANE KEEP ASSIST SYSTEM (LAS)

The system detects the line markings on the road surface and instantly warns you in case of unintentional lane departure, keeping you safe and confident regardless where or how long you drive.



BLIND SPOT MONITORING (BSM)

The Blind Spot Monitoring system detects vehicles approaching from behind or in the adjacent lane, so you can safely change lanes. It automatically alerts you to the presence of vehicles in any of your blind spots, so you can focus on the road ahead.





Contact your local dealership for booking a test-drive, setting a meeting to discuss special deals or get more details of your configured all-new Mazda MX-30.

[REQUEST A QUOTE](#)

[BOOK A TEST DRIVE](#)

TECHNICAL SPECS

Battery size	35.5 kWh
Wheelbase	2,655 mm
Overall length	4,395 mm
Overall height	1,555 mm
Overall width (excludes wing mirrors)	1,795 mm
Wheels	18" Silver alloy wheels
Maximum output	145 (107) (ps/Kw)
Maximum torque	271 (Nm)



Range figures are for comparison purposes and may not always reflect real life driving results which depend on a number of factors. These include the starting charge of the battery, accessories fitted (post registration), variations in weather, driving styles, vehicle load and use of features such as air conditioning or heated seats.





www.mazda.co.uk